

iPoker rooms settings

for Warbot (www.warbotpoker.com)

Due to large number of possible iPoker rooms and skins, our bot is designed to work with extra software, called iPokerTools: <https://sites.google.com/site/ipokertoolsen/download>

This software makes all iPoker rooms look the same, which is crucial for the bot to read everything properly. iPokerTools is not expensive, and has demo version, which allows you to test everything before purchasing.

Download, install iPoker tools, and follow this guide:

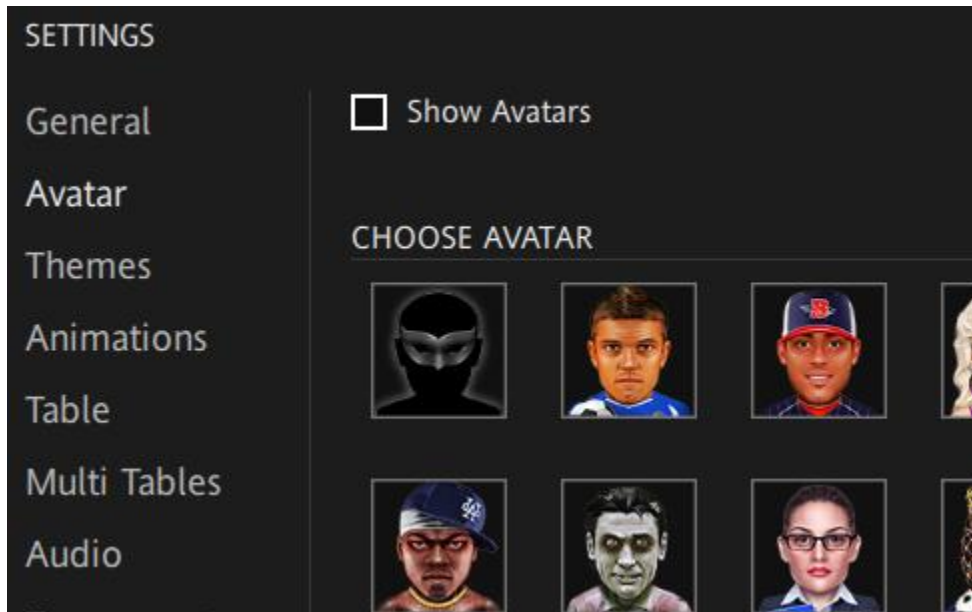
https://sites.google.com/site/ipokertoolsen/setting_room

Notice, that both – iPokerTools and your poker room must be launched “as admin”.

Also, though iPokerTools instruction tells you to set Time Bank to “Activate Manually”, we find it more convenient to set it to “Activate automatically when I have chips in the pot”. Seems to work well, too.

If it is possible, set your poker room language to “English”.

Apart from what is told in iPokerTools settings, do this:



SETTINGS

General

Avatar

Themes

Animations

Table

ANIMATIONS

Don't show gameplay animations

Don't show other animations

SETTINGS

General

Avatar

ACTIONS

Auto Top-up (Cash Games)

Configure betting buttons

	Pre-flop	Post-flop
Buttons 1	Big Blind ▼ 2	% of pot ▼ 50
Buttons 2	Big Blind ▼ 3	% of pot ▼ 70
Buttons 3	Pot ▼	% of pot ▼ 100
Buttons 4	Max ▼	Max ▼

OK

SETTINGS

General

Avatar

Themes

Animations

Table

Multi Tables

Audio

Tournaments

Time Bank

Player HUD

ALERTS

Highlight table when I'm about to time out

GENERAL

Show my hand strength

Auto close Missions Widget when it's my turn to act

Show table info icon

Show emojis

Show Missions Widget

Show Twister table themes

Show money in Big Blinds for Cash games

Show chips in Big Blinds for Tournaments

Highlight the player who placed the last bet or raise

SETTINGS

General

Avatar

Themes

Animations

Table

Multi Tables

Audio

Tournaments

Time Bank

GENERAL

Remember table positioning

AUTO FOCUS

Steal focus from other applications

Steal focus from other tables

Steal focus on bet amount

SETTINGS

General

Avatar

Themes

Animations

Table

Multi Tables

Audio

Tournaments

Time Bank

CASH TABLES

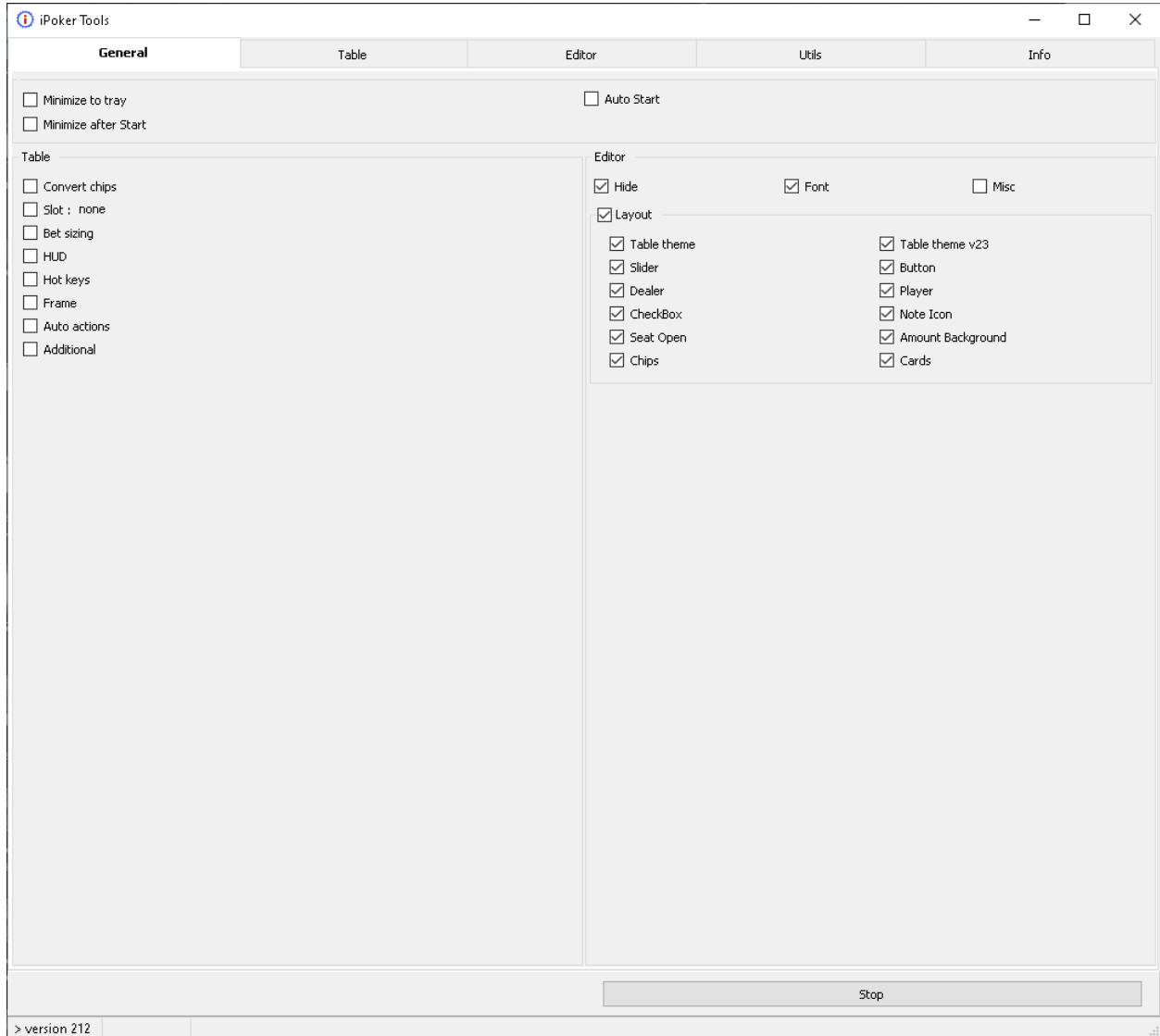
- Activate automatically when I have chips in the pot
- Always activate automatically
- Activate manually

TOURNAMENTS

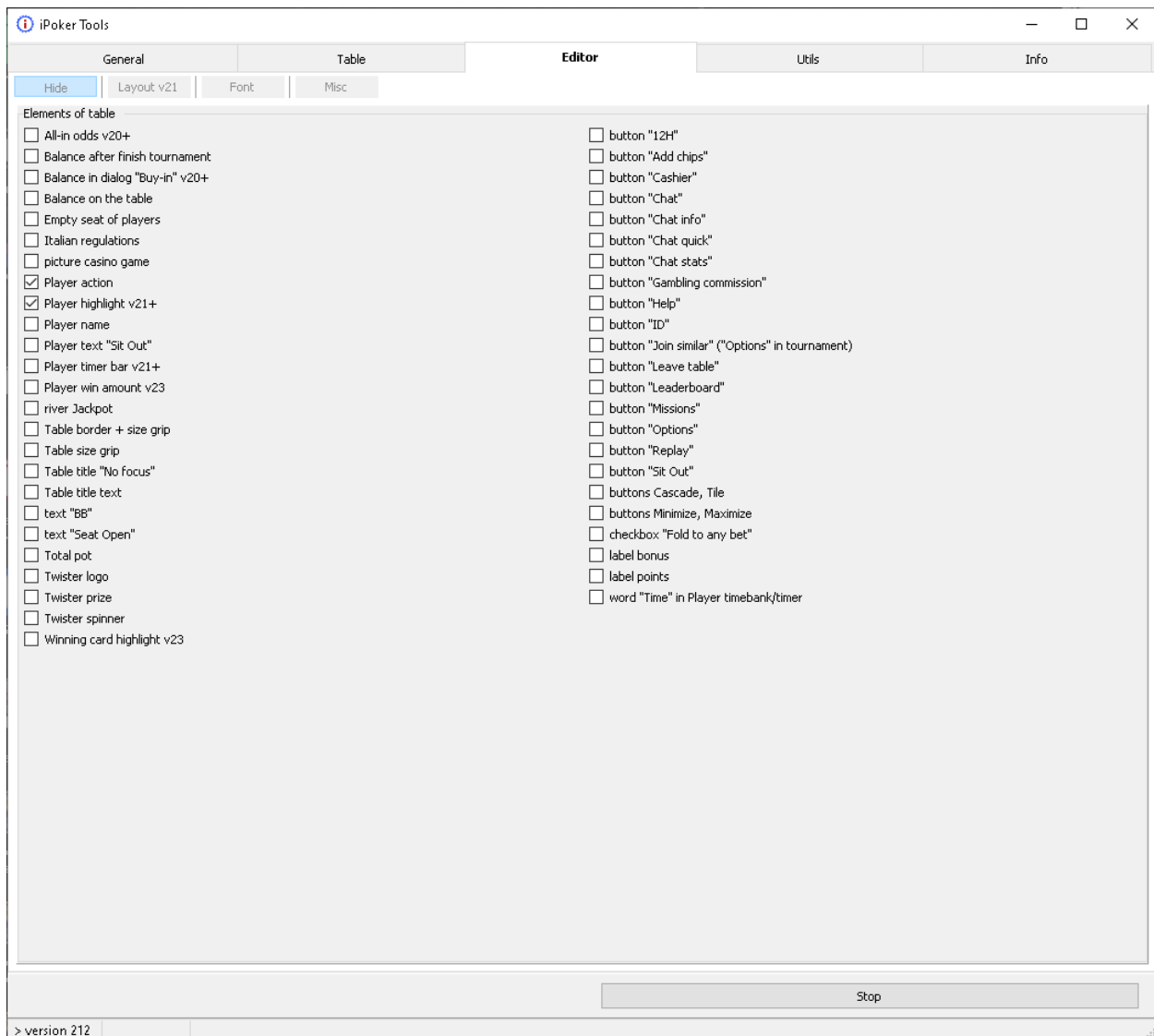
- Activate automatically when I have chips in the pot
- Always activate automatically
- Activate manually

Before you run iPokerTools, please download [Layout.zip](#) file and unzip it to ProgramFiles/iPokerTools/Layout folder, replacing 4 files (only needed if your poker room version is 23+)

iPokerTools settings:



(don't forget to turn on "Table theme v23", if your poker room version is 23+)



Other settings are unchanged (default)

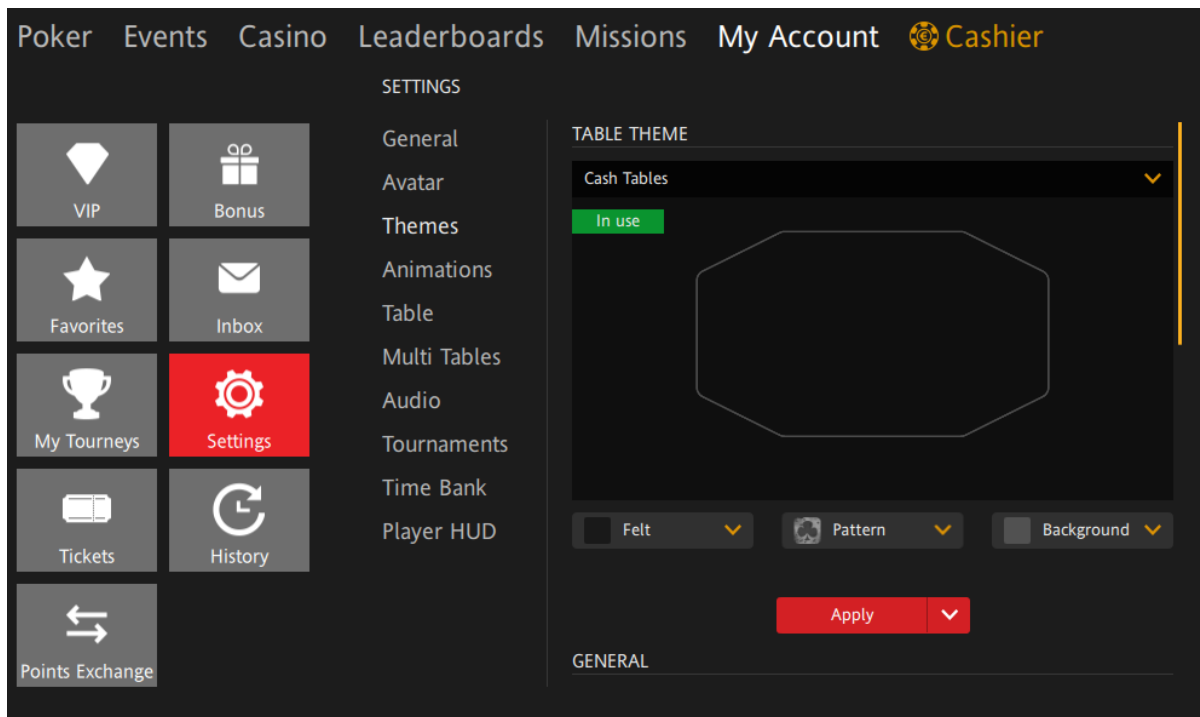
Notice, that in Table->Auto actions, you can find lots of cool automatization features, like rebuy, rematch, auto sit in, session timeout, etc. Use them to your needs (if you do, enable "Auto actions" on General tab)

With all those settings, usually it's just enough to click "Start", and your table's layout should change.

But it will not hurt to read complete iPokerTools setup instruction:

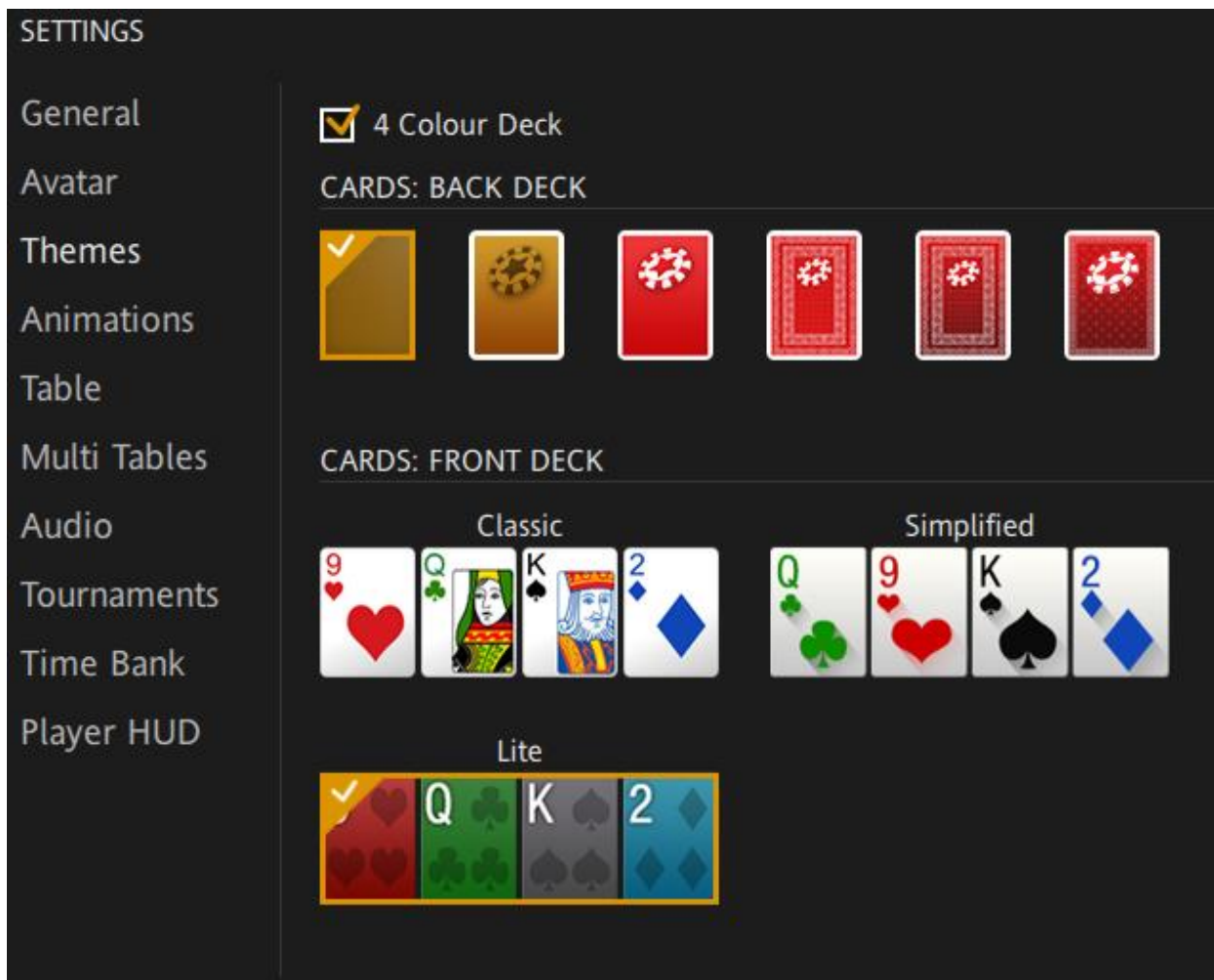
<https://sites.google.com/site/ipokertoolsen/setup>

After you click “Start” in iPokerTools, make sure that your Table theme settings matches this:

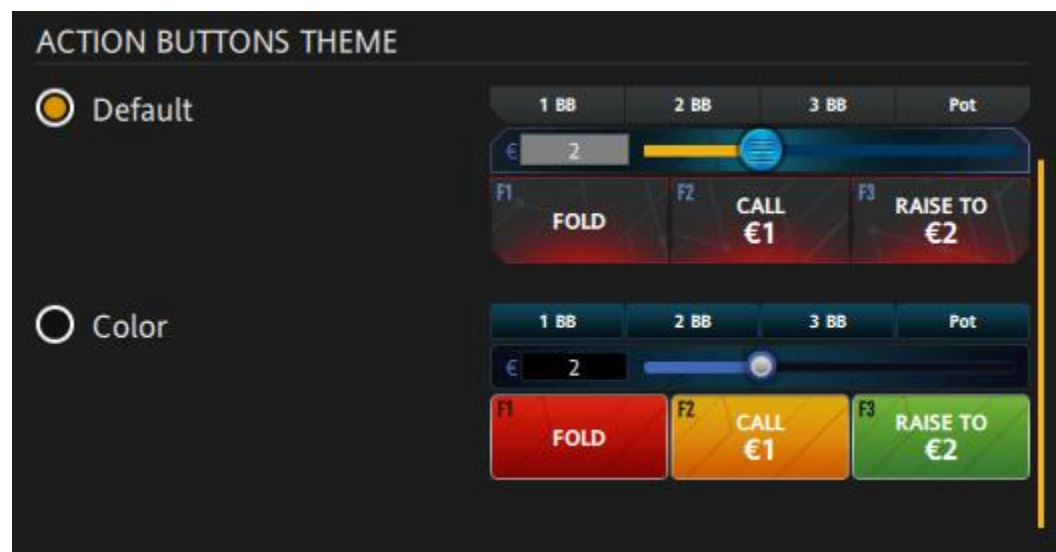


“Pattern” does not matter, just make sure that table background and felt are black.

Select and apply it for all possible kinds of tables, and disable all “special” themes, if needed.



Decks differ from one room to another, just select first one.



Finally, your iPoker tables should look like this:



Table size must remain default! Don't change/resize it!

After connecting to table, make sure that bot reads balances and bets well.

If not, try to replace tablemap from "WB_iPoker_alt.7z" file. Unzip it to Warbot/scrapper folder.